

Election 2020



Public Affairs Council
MANAGE YOUR WORLD

Inside
Elections
with
Nathan L. Gonzales
Nonpartisan Analysis

Fight for the White House

Presidential Battleground

2016 General Election

- ✦ Total electoral college votes: 538
- ✦ Total electoral college votes needed to win: 270
- ✦ Nov. 4, 2016 election results:
 - Donald J. Trump: 304
 - Hillary Rodham Clinton: 227
- ✦ Popular vote results:
 - Donald J. Trump: 62,984,825 (46.09%)
 - Hillary Rodham Clinton: 65,853,516 (48.18%)



Presidential Battleground

2020 General Election

- ✦ Tuesday, November 3, 2020
- ✦ Total electoral college votes: 538
- ✦ Total electoral college votes needed to win: 270
- ✦ The candidates:
 - Presumptive GOP nominee: President Donald J. Trump
 - Presumptive Dem nominee: Former Vice President Joe Biden



Presidential Battleground

Debate Schedule

- ✦ September 29
 - University of Notre Dame; Notre Dame, Indiana
- ✦ October 15
 - University of Michigan; Ann Arbor, Michigan
- ✦ October 22
 - Belmont University; Nashville, Tennessee



2020 Presidential Ratings

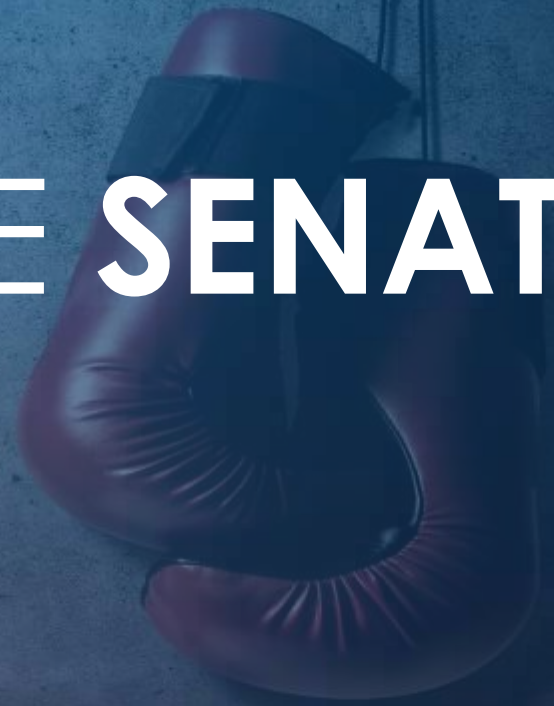
Democrats - 268

Republicans - 204

SOLID D	LIKELY D	LEAN D	TILT D	TOSS UP	TILT R	LEAN R	LIKELY R	SOLID R
CA - 55 CO - 9 CT - 7 DC - 3 DE - 3 HI - 4 IL - 20 MA - 11 ME01 - 1 MD - 10 NJ - 14 NM - 5 NY - 29 OR - 7 RI - 4 VA - 13 VT - 3 WA - 12	ME (at-large) - 2 NV - 6	MN - 10 NH - 4	MI - 20 PA - 10	AZ - 11 FL - 29 NE 02 - 1 NC - 15 WI - 10	ME 02 - 1	GA - 16 IA - 6	OH - 18 TX - 38	AK - 3 AL - 9 AR - 6 ID - 4 IN - 11 KS - 6 KY - 8 LA - 8 MO - 10 MS - 6 MT - 3 NE (at large) - 2 ND - 3 OK - 7 SC - 9 SD - 3 TN - 11 UT - 6 WV - 5 WY - 3

Total electoral college votes needed to win: 270

THE FIGHT FOR THE SENATE



THE 116TH CONGRESS: The Senate



47 DEMOCRATS

*Includes Independents who caucus with Democrats

53 REPUBLICANS



Need for majority:

50 with control of the White House; 51 without*

(Democrats need +3 for control** or +4 for majority)

*Includes two independents

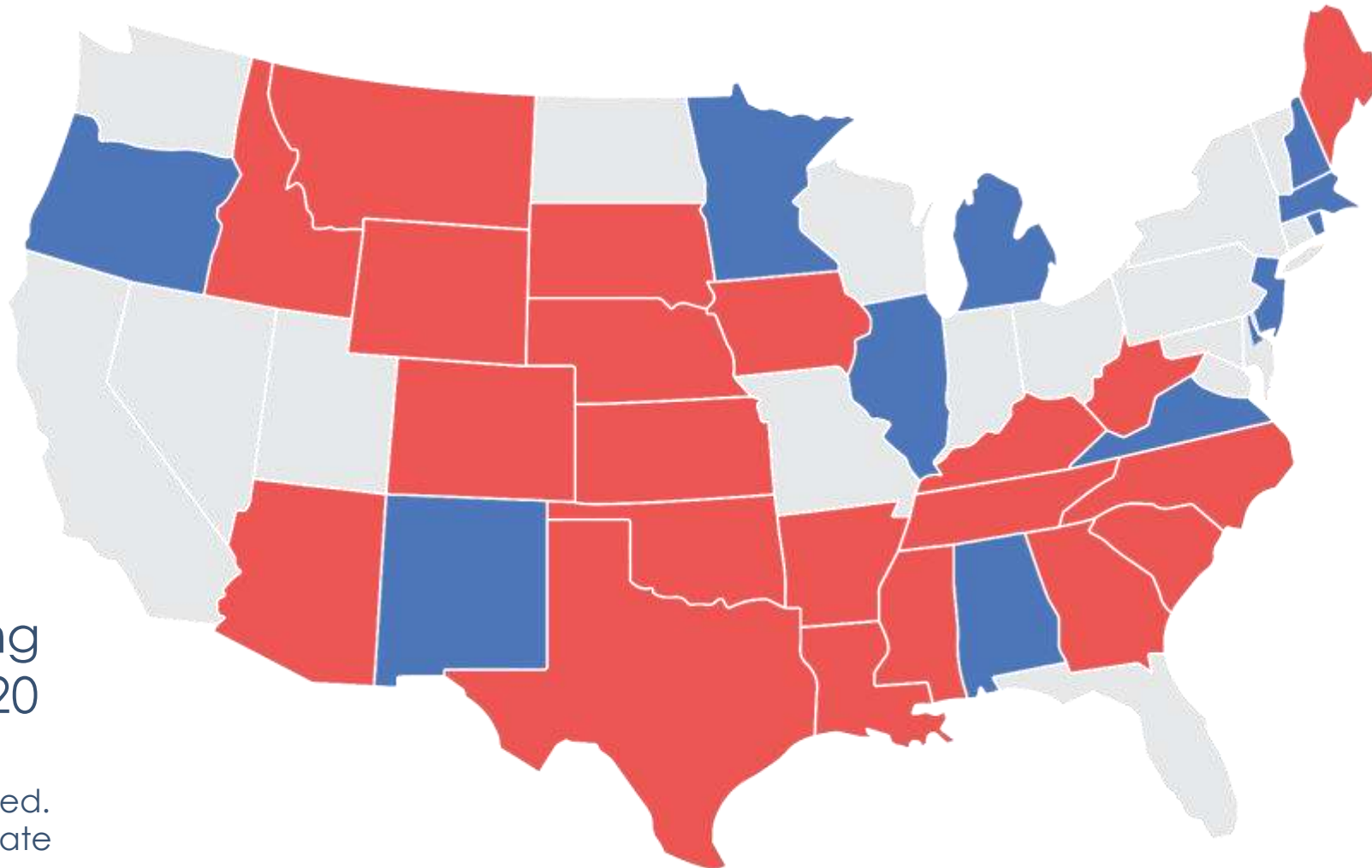
**Vice President acts as tie breaker in the Senate



Public Affairs Council
MANAGE YOUR WORLD

Inside
Elections
with
Nathan L. Gonzales
Campaign Analysis

2020 SENATE RACES



34 states hosting
elections in 2020

*Continental U.S. pictured.
Alaska also hosting Senate
election in 2020.

SENATE RACE RATINGS

Democrats - 12

Republicans - 23

SOLID D	LIKELY D	LEAN D	TILT D	TOSS UP	TILT R	LEAN R	LIKELY R	SOLID R
DE - Coons IL - Durbin MA - Markey NH - Shaheen NJ - Booker NM - Open OR - Merkley RI - Reed VA - Warner MN - Smith		MI - Peters	CO - Gardner	AZ - McSally ME - Collins NC - Tillis		AL - Jones MT - Daines IA - Ernst KS - Open	TX - Cornyn GA - Loeffler GA - Perdue	AK - Sullivan AR - Cotton ID - Risch KY - McConnell LA - Cassidy MS - Hyde-Smith NE - Sasse OK - Inhofe SC - Graham SD - Rounds TN - Open WV - Capito WY - Open

2020 Senate: Path to the Majority

Possible scenario: **Doug Jones** loses in Alabama, meaning Democrats likely have to pick up an additional seat.

Democratic Defense

Michigan (Peters)

Republican Defense

Arizona (McSally)
Colorado (Gardner)
Maine (Collins)
Montana (Daines)
North Carolina (Tillis)
KS (Open)
Georgia (Perdue)
Georgia (Loeffler)
Iowa (Ernst)
Texas (Cornyn)



Democrats
need to win four
or five of these
states if Jones
loses re-election

Colorado Senate Race

Sen. Cory Gardner (R)

Rating: Tilt Democratic

- ✦ Incumbent Cory Gardner (R)
 - Beat Sen. Mark Udall 48% - 46% in 2014
- ✦ Likely Democratic Nominee:
Former Gov. John Hickenlooper (D)
 - Faces Andrew Romanoff and others in June 30 primary
- ✦ Nov. 3 General Election
- ✦ Baseline performance:
 - Republican 46%
 - Democratic 49%



**Baseline is a metric developed by Inside Elections that calculates generic party performance over the last four election cycles (2012-2018)*

Arizona Senate Race

Sen. Martha McSally (R)

Rating: Toss-up

- ✦ Incumbent Martha McSally(R)
 - Appointed to seat in 2019
- ✦ Likely Democratic Nominee: Mark Kelly(D)
 - Faces perennial candidate Mohammad Arif in August 4 primary
- ✦ Nov. 3 General Election
- ✦ Baseline performance:
 - Republican 52%
 - Democratic 47%



**Baseline is a metric developed by Inside Elections that calculates generic party performance over the last four election cycles (2012-2018)*

North Carolina Senate Race

Sen. Thom Tillis (R)

Rating: Toss-up

- ✦ Incumbent Thom Tillis (R)
 - Beat Sen. Kay Hagan 49% - 47% in 2014
- ✦ Democratic Nominee: Former State Sen. Cal Cunningham (D)
 - Won 57% of the vote in the March Democratic primary
- ✦ Nov. 3 General Election
- ✦ Baseline performance:
 - Republican 50%
 - Democratic 49%



**Baseline is a metric developed by Inside Elections that calculates generic party performance over the last four election cycles (2012-2018)*

Maine Senate Race

Sen. Susan Collins (R)

Rating: Toss-up

- ✦ Incumbent Susan Collins(R)
 - Beat Shenna Bellows 68.5% - 31.5% in 2014
- ✦ Likely Democratic Nominee:
State House Speaker Sara Gideon(D)
 - Faces Betsy Sweet in June 9 primary
- ✦ Nov. 3 General Election
- ✦ Baseline performance:
 - Republican 43%
 - Democratic 51%



**Baseline is a metric developed by Inside Elections that calculates generic party performance over the last four election cycles (2012-2018)*

Montana Senate Race

Sen. Steve Daines (R)

Rating: Lean Republican

- ✦ Incumbent Steve Daines (R)
 - Beat State Rep. Amanda Curtis 58% - 40% in 2014
- ✦ Likely Democratic Nominee: Gov. Steve Bullock (D)
 - Faces John Mues in June 2 primary
- ✦ Nov. 3 General Election
- ✦ Baseline performance:
 - Republican 52%
 - Democratic 45%



**Baseline is a metric developed by Inside Elections that calculates generic party performance over the last four election cycles (2012-2018)*

Michigan Senate Race

Sen. Gary Peters (D)

Rating: Lean Democratic

- ✦ Incumbent Gary Peters (D)
 - Beat Terri Lynn Land 55% - 41% in 2014
- ✦ Likely Republican Nominee: John James (R)
 - Faces Bob Carr in August 4 primary
- ✦ Nov. 3 General Election
- ✦ Baseline performance:
 - Republican 47%
 - Democratic 50%



**Baseline is a metric developed by Inside Elections that calculates generic party performance over the last four election cycles (2012-2018)*

The image shows two fencers in a sparring stance. The fencer on the left is in a lunge, with their right leg forward and arms extended. The fencer on the right is in a ready stance, with their left leg forward and arms extended. Both fencers are wearing white fencing gear, including jackets, breeches, and masks. The background is a dark blue gradient with several bright, out-of-focus light sources at the top. A red-to-blue gradient is applied across the entire image, with red being more prominent on the left and blue on the right. The text "THE FIGHT FOR THE HOUSE" is overlaid in the center in a white, bold, sans-serif font.

THE FIGHT FOR THE HOUSE

THE 116TH CONGRESS: The House



234 DEMOCRATS

200 REPUBLICANS



1 INDEPENDENT - Justin Amash (Michigan)

GOP needs +18 for majority



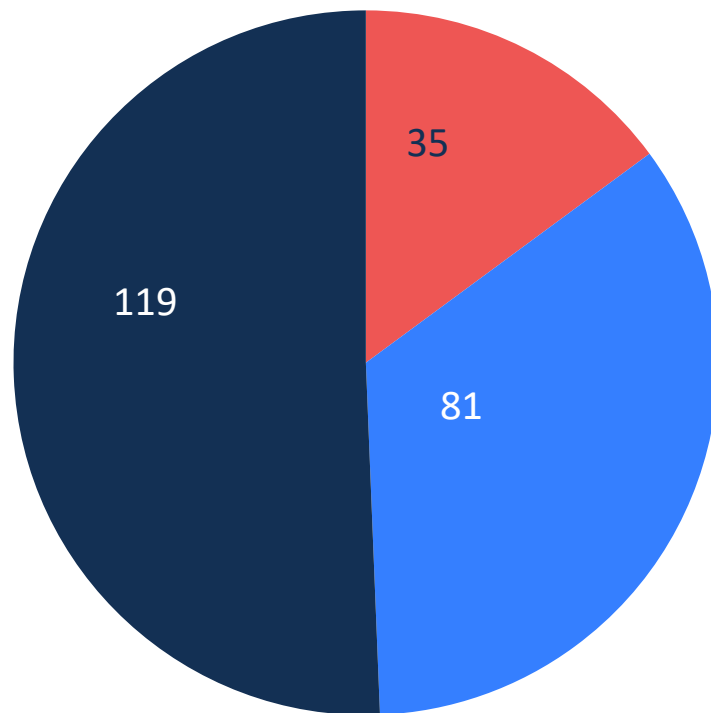
Public Affairs Council
MANAGE YOUR WORLD

Inside
Elections
with
Nathan L. Gonzales
Campaign Analysis

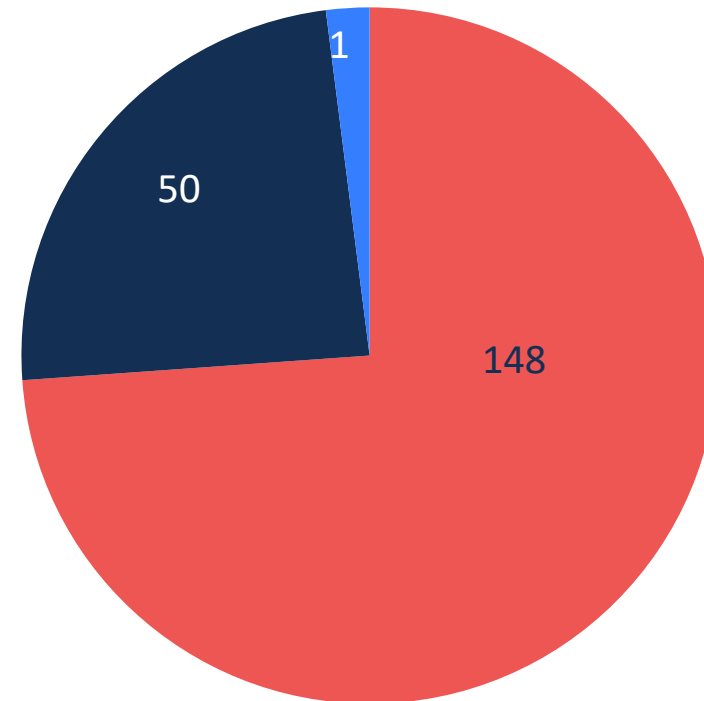
GEOGRAPHY OF THE 116TH CONGRESS

House Districts Represented by

DEMOCRATS



REPUBLICANS



■ Rural
■ Suburban
■ Urban

*Data from CityLab Congressional Density Index. Calculations by Inside Elections

HOUSE RACE RATINGS

Democrats - 35

Republicans - 30

LIKELY D	LEAN D	TILT D	TOSS UP	TILT R	LEAN R	LIKELY R
AZ 1 - O'Halleran CA 10 - Harder CA 25 - VACANT CA 39 - Cisneros CA 45 - Porter FL 26 - Mucarsel-Powell MI 8 - Slotkin MI 11 - Stevens NH 1 - Pappas NC 2 - Open (Holding) NC 6 - Open (Walker) NY 19 - Delgado PA 8 - Cartwright PA 17 - Lamb	CA 48 - Rouda KS 3 - Davids NJ 7 - Malinowski NV 3 - Lee TX 7 - Fletcher TX 23 - Open (Hurd) TX 32 - Allred VA 2 - Luria	CA 21 - Cox GA 6 - McBath IA 1 - Finkenauer IA 2 - (Open) Loeb sack IL 14 - Underwood ME 2 - Golden MN 7 - Peterson NJ 3 - Kim NM 2 - Torres Small VA 7 - Spanberger	GA 7 - Open (Woodall) IA 3 - Axne IL 13 - Davis NY 11 - Rose NY 22 - Brindisi OK 5 - Horn SC 1 - Cunningham UT 4 - McAdams	IA 4 - King MI 3 - Amash (I) MN 1 - Hagedorn NJ 2 - Van Drew PA 1 - Fitzpatrick PA 10 - Perry TX 22 - Open (Olson) TX 24 - Open (Marchant)	MO 2 - Wagner NE 2 - Bacon NY 2 - Open (King) NY 24 - Katko OH 1 - Chabot	AZ 6 - Schweikert FL 15 - Spano IN 5 - Brooks (Open) MI 6 - Upton NC 8 - Hudson NC 9 - Bishop NY 1 - Zeldin OH 12 - Balderson TX 2 - Crenshaw TX 10 - McCaul TX 21 - Roy TX 31 - Carter WA 3 - Herrera Beulter

Fight for **the States**

Governors Balance of Power



24 DEMOCRATS

26 REPUBLICANS



Public Affairs Council
MANAGE YOUR WORLD

Inside
Elections
with
Nathan L. Gonzales
Campaign Analysis

GOVERNOR RACE RATINGS

Democrats - 4

Republicans - 7

SOLID D	LIKELY D	LEAN D	TILT D	TOSS UP	TILT R	LEAN R	LIKELY R	SOLID R
DE - Carney WA - Inslee			NC - Cooper	MT - Open (Bullock)		NH - Sununu	MO - Parson VT - Scott	IN - Holcomb ND - Burgum UT - Open (Herbert) WV - Justice

ELECTION 2020



Public Affairs Council
MANAGE YOUR WORLD

Inside
Elections
with
Nathan L. Gonzales
Nonpartisan Analysis

For more information contact: Nick DeSarno at ndesarno@pac.org
pac.org | @PACouncil