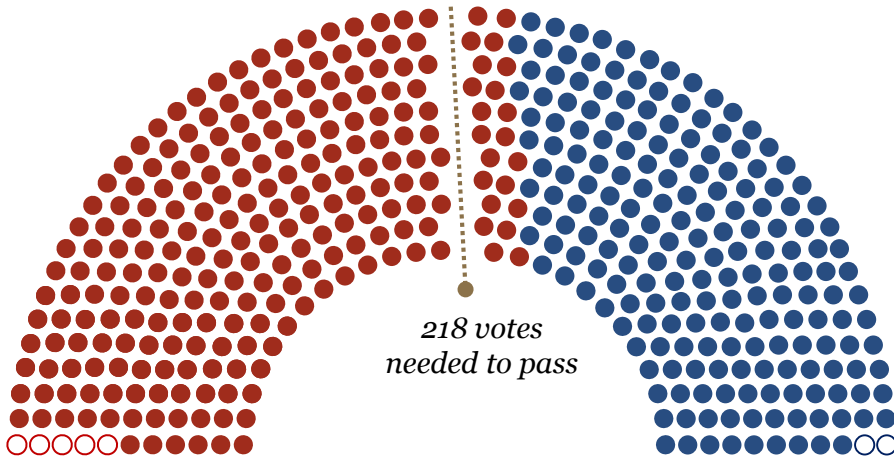


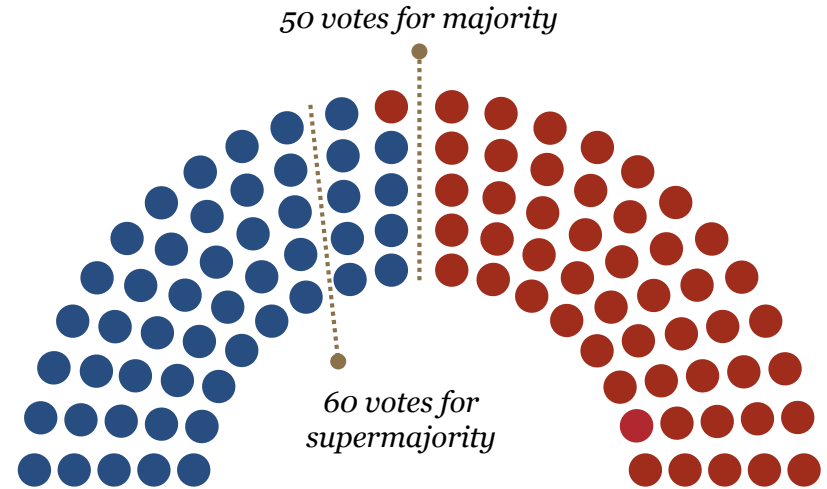
# Current House and Senate divisions

## House of Representatives



Total Republicans	235
Total Democrats	193
Vacancies	7

## Senate



Total Republicans	51
Total Democrats/Independents	49
Vacancies	0

\*If all members vote

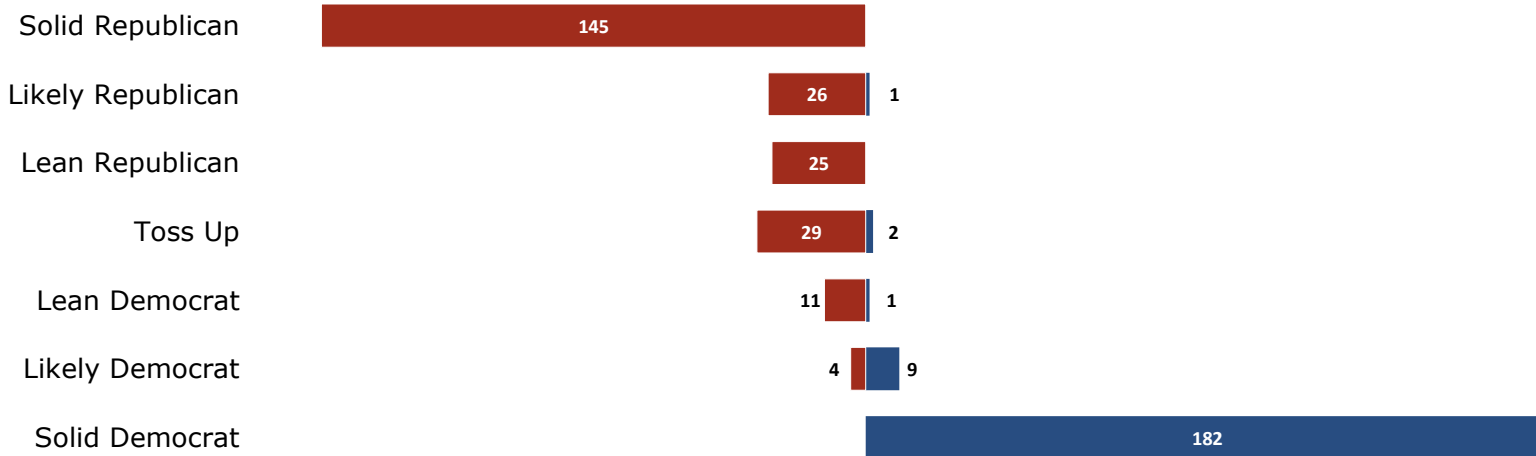
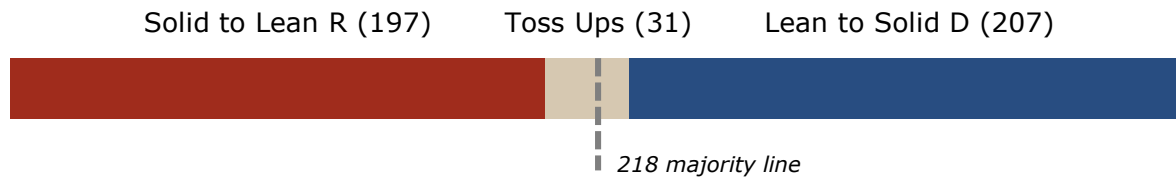
Sources: House and Senate Clerks

Slide last updated on: October 4, 2018

# How big of a swing? Control of the House will depend on whether Democrats can win most “Toss Up” races

## Cook Political Report ratings

ALL 2018 HOUSE RACES



Source: Cook Political Report.

Slide last updated on: October 4, 2018

# House Republicans are defending 95 competitive seats to only 13 competitive Democratic seats

## Cook Political Report ratings

COMPETITIVE 2018 HOUSE RACES

**Democrat held seat**  
**Republican held seat**

(9 Dem, 4 GOP)

AZ-1 O'Halleran  
CA-7 Bera  
CA-16 Costa  
FL-7 Murphy  
MN-7 Peterson  
NH-1 Shea-Porter\*  
NJ-5 Gottheimer  
NV-4 Kihuen\*  
PA-8 Cartwright  
PA-17 Rothfus/Lamb  
NJ-2 LoBiondo\*  
PA-5 VACANT-Meehan  
PA-6 Costello\*

Likely Democrat

(1 Dem, 11 GOP)

NV-3 Rosen\*  
AZ-2 McSally\*  
CA-49 Issa\*  
CO-6 Coffman  
IA-1 Blum  
KS-3 Yoder  
MI-11 Trott\*  
MN-2 Lewis  
MN-3 Paulsen  
NJ-11 Frelinghuysen\*  
PA-7 VACANT-Dent  
VA-10 Comstock

Lean Democrat

(2 Dem, 29 GOP)

MN-1 Walz\*  
MN-8 Nolan\*  
CA-10 Denham  
CA-25 Knight  
CA-39 Royce\*  
CA-45 Walters  
CA-48 Rohrabacher  
FL-26 Curbelo  
FL-27 Ros-Lehtinen\*  
IA-3 Young  
IL-6 Roskam  
IL-12 Bost  
KS-2 Jenkins\*  
KY-6 Barr  
ME-2 Poliquin  
MI-8 Bishop  
NC-9 Pittenger\*  
NC-13 Budd  
NJ-3 MacArthur  
NJ-7 Lance  
NM-2 Pearce\*  
NY-19 Faso  
NY-22 Tenney  
OH-1 Chabot  
PA-1 Fitzpatrick  
TX-7 Culberson  
TX-32 Sessions  
UT-4 Love  
VA-2 Taylor  
VA-7 Brat  
WA-8 Reichert\*

Toss Up

(25 GOP)

AR-2 Hill  
CA-50 Hunter  
FL-15 Ross\*  
FL-16 Buchanan  
GA-6 Handel  
GA-7 Woodall  
IL-13 Davis  
IL-14 Hultgren  
MO-2 Wagner  
MT-AL Gianforte  
NC-2 Holding  
NE-2 Bacon  
NY-24 Katko  
NY-27 Collins  
OH-12 VACANT (Tiberi)  
PA-10 Perry  
PA-16 Kelly  
SC-1 Sanford\*  
TX-23 Hurd  
TX-31 Carter  
VA-5 Garrett\*  
WA-3 Beutler  
WA-5 McMorris Rodgers  
WI-1 Ryan\*  
WV-3 Jenkins\*

Lean Republican

(1 Dem, 26 GOP)

PA-14 OPEN (Lamb)  
AK-AL Young  
AZ-6 Schweikert  
CA-4 McClintock  
CA-21 Valadao  
CO-3 Tipton  
FL-6 DeSantis\*  
FL-18 Mast  
FL-25 Diaz-Balart  
IA-04 King  
IN-2 Walorski  
MI-1 Bergman  
MI-3 Amash  
MI-6 Upton  
MI-7 Walberg  
NC-8 Hudson  
NY-1 Zeldin  
NY-2 King  
NY-11 Donovan  
NY-21 Stefanik  
OH-10 Turner  
OH-14 Joyce  
TX-2 Poe\*  
TX-21 Smith\*  
TX-22 Olson  
TX-24 Marchant  
WI-6 Grothman

Likely Republican

\*Asterisks denote incumbents not seeking reelection, seeking other office, or lost their primary election

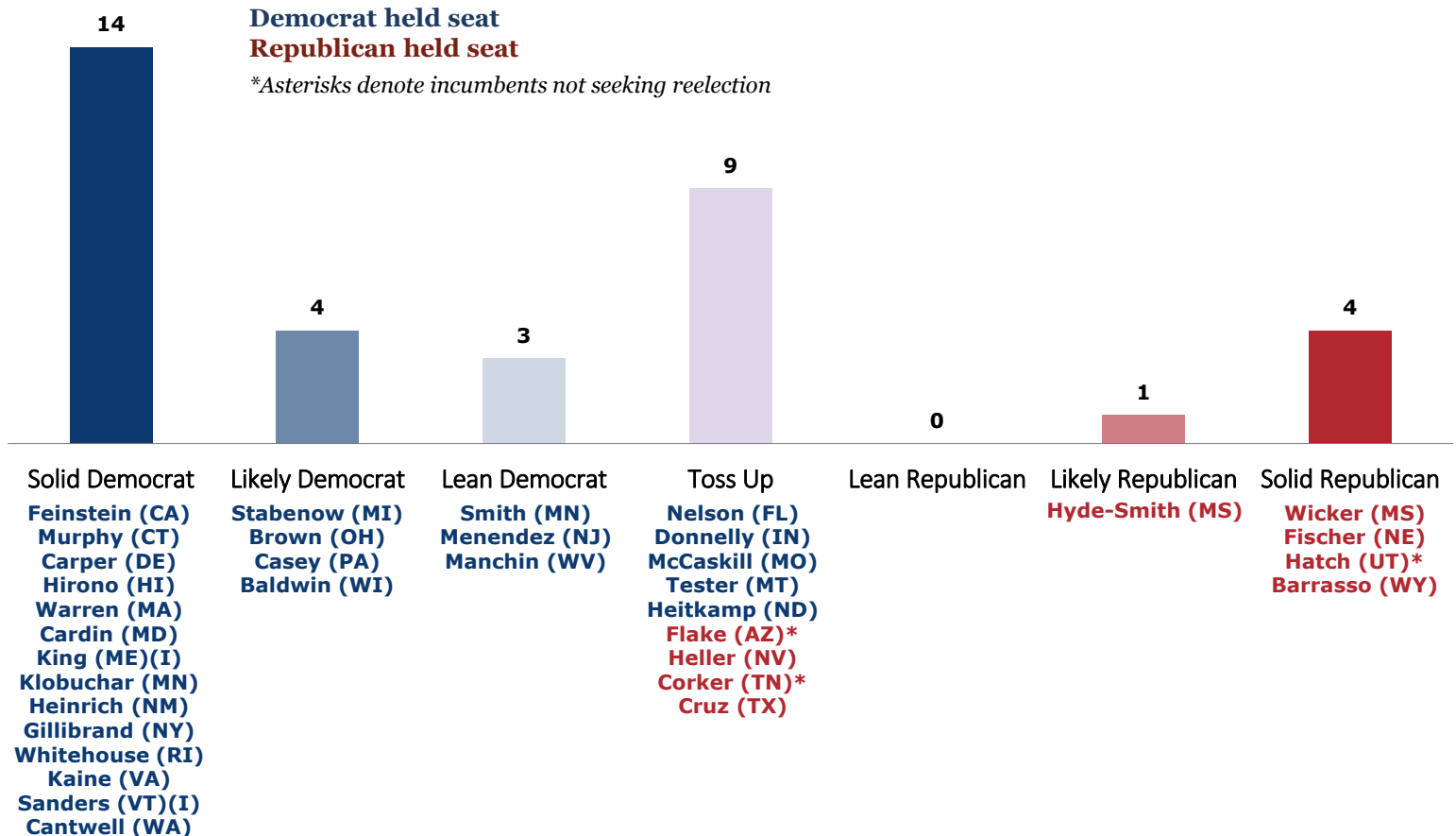
Source: Cook Political Report.

Slide last updated on: October 4, 2018

# Control of the Senate will depend on the nine “Toss Up” seats

## Cook Political Report ratings

ALL 2018 SENATE RACES



Source: The Cook Political Report, 2018.

Slide last updated on: October 4, 2018